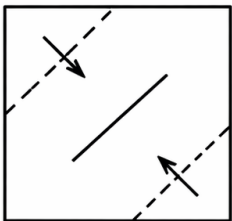
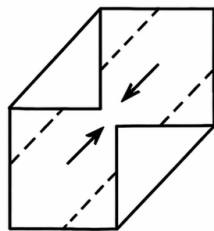


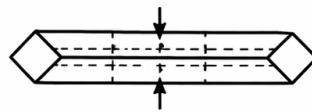
fold here to make a square



1. 两角向中心折



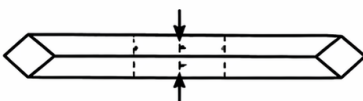
2. 两边向中心折



3. 两边再向中心折



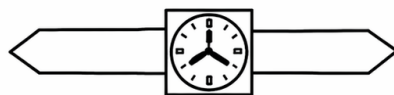
4. 曲折



5. 压折四角，两边再向中心折出表带



6. 压实折痕



7. 翻过来，画上表针，时间即成手表

