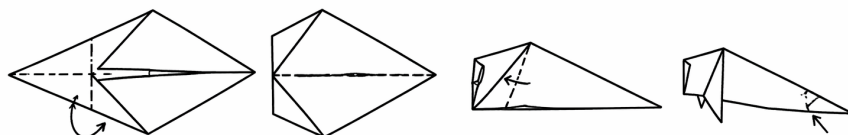


fold here to make a square




1. 先折出单菱形折，再沿虚线向后折


2. 向后对角折

3. 前后两角向中心折


4. 压折尾部




5. 画上眼睛、嘴和鱼鳞，即成鲤鱼



6. 画上眼睛、嘴和鱼鳞，即成鲤鱼



7. 画上眼睛、嘴和鱼鳞，即成鲤鱼



8. 画上眼睛、嘴和鱼鳞，即成鲤鱼