

Remove back cover




Remove 4x GPU screws




# Install Lower GPU

Carefully insert the gpu into the bottom PCIe slot.




# Install Lower GPU

Gently push GPU into the motherboard until the latch is secured




# Install Upper GPU

Carefully insert the gpu into the top PCIe slot.




# Install Upper GPU

Gently push GPU into the motherboard until the latch is secured



Reinstall 4x GPU screws



Reinstall back cover



# Connect GPU power

Gently connect PCIe power cables to both GPUs. Make sure the connectors are fully seated and locked

